


# Summary SIS Results from the New Mexico

## Pilot Sample


New Mexico

September 27 & 28, 2011



Lilia Teninty & Jon Fortune  
Human Services Research Institute  
7690 SW Mohawk Street  
Tualatin, OR 97062  
503-924-3783  
[iteninty@hsri.org](mailto:iteninty@hsri.org) [jfortune@hsri.org](mailto:jfortune@hsri.org)

For more information, [click here.](#)

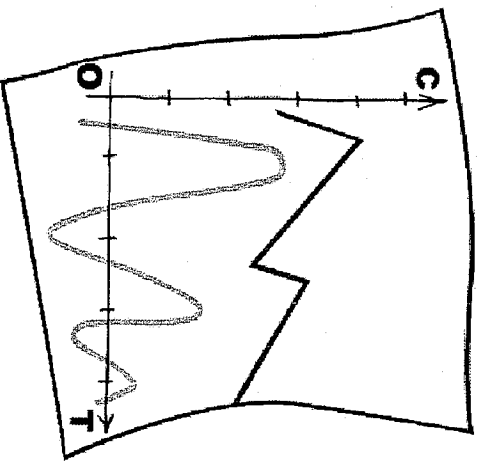




# What supports do people need?



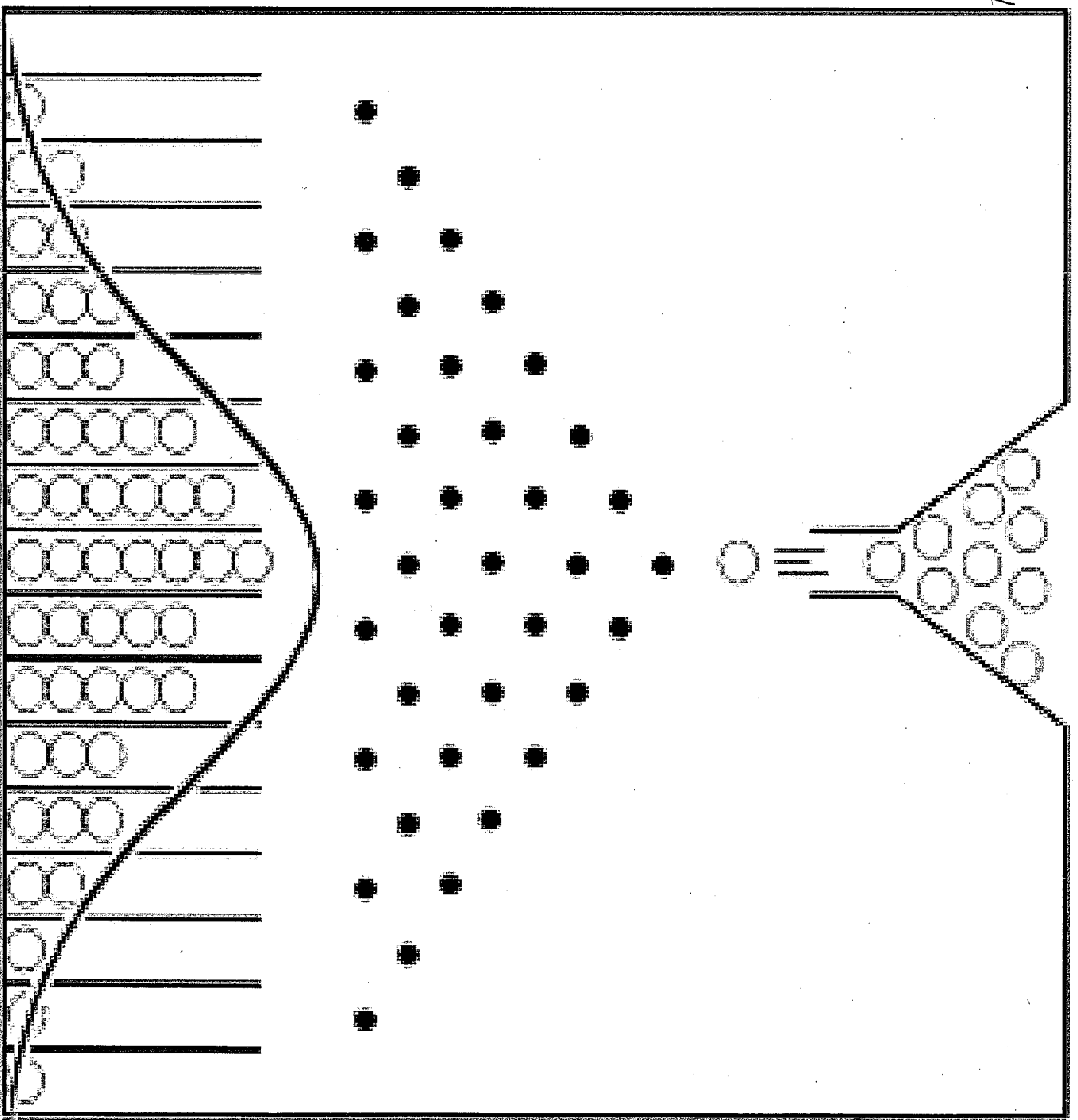
# Database Invaluable

- Information about people served is needed



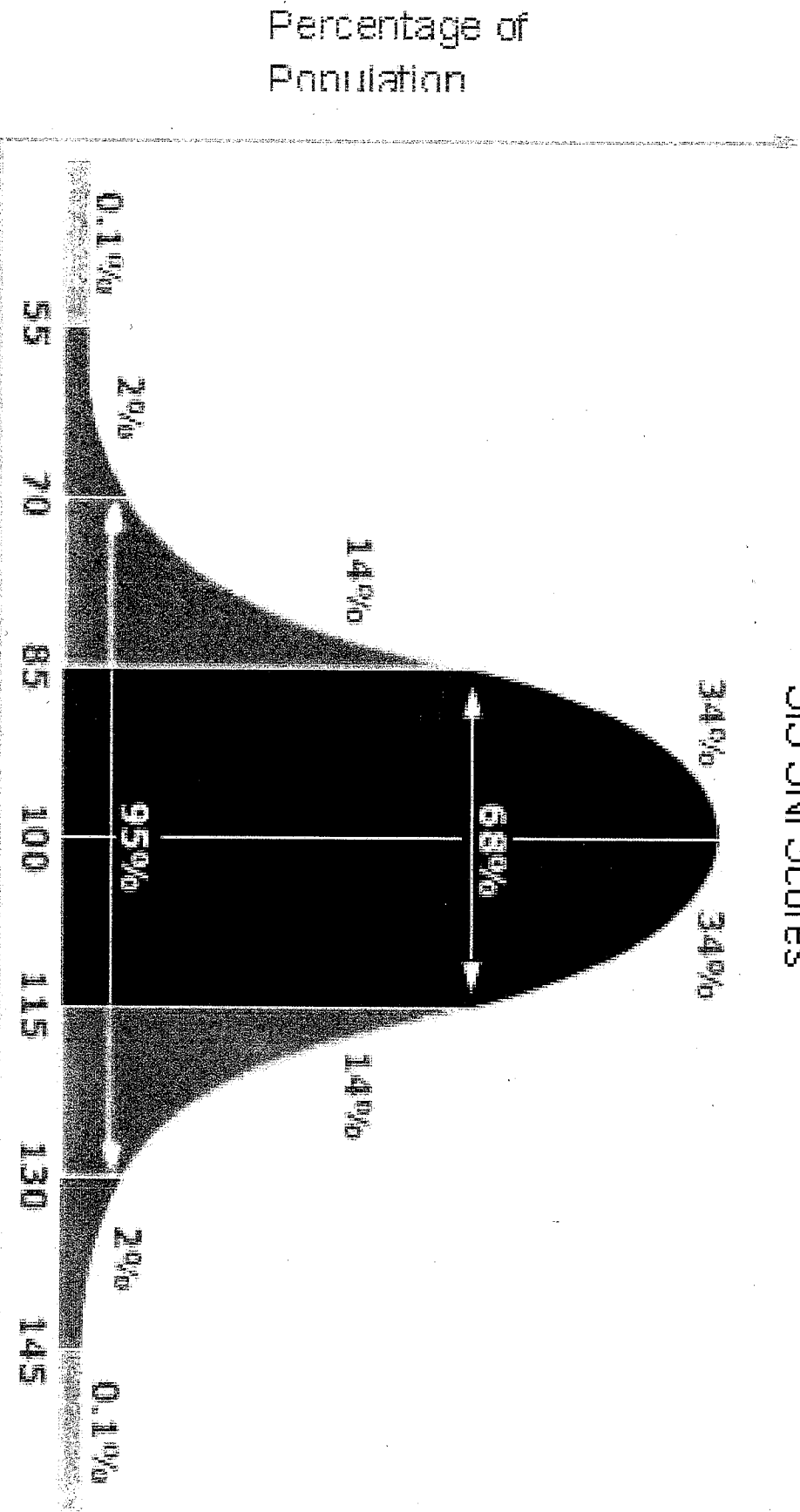


Random selection  
500 pilot  
497 actual



# Bell Shaped Curve

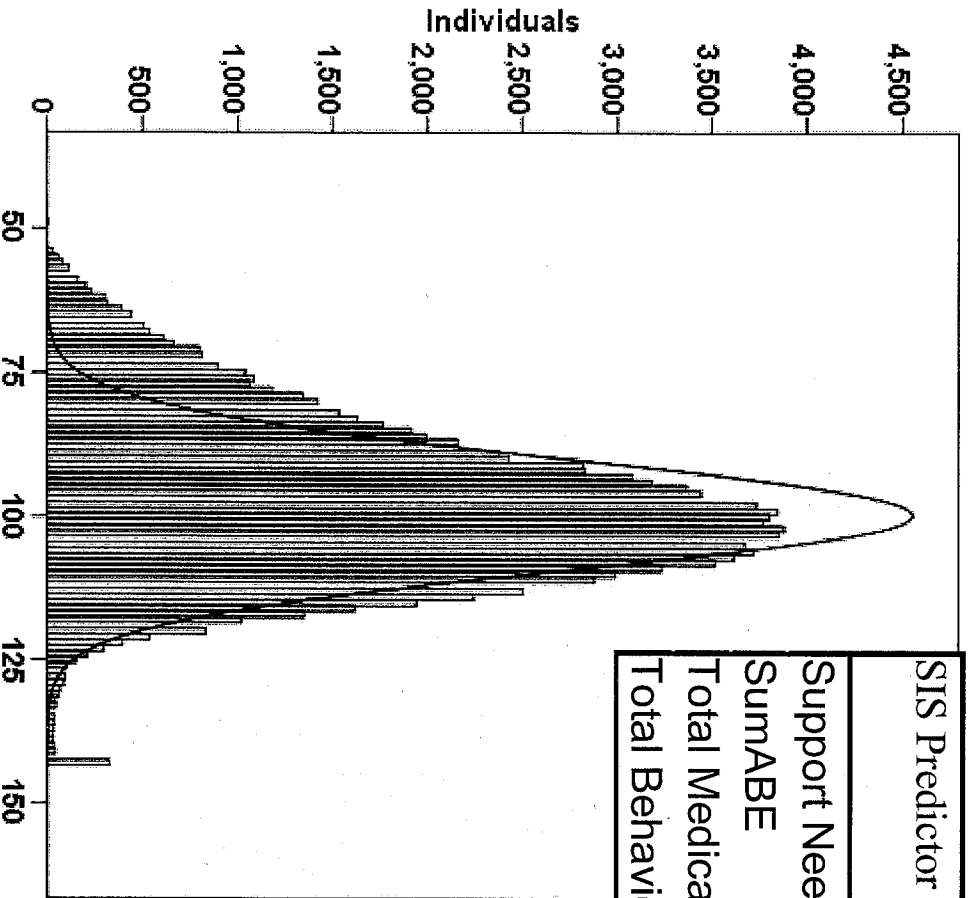
SIS SNI Scores



SIS SNI Scores

# SIS Online descriptive statistics unrelated to funding

SIS Predictor Variables	Individuals	Min	Max	Avg	Std. Deviation
Support Needs Index	109,508	49	143	97.43	13.84
SumABE	109,508	8	52	28.14	6.87
Total Medical 3a	109,508	0	32	2.19	3.27
Total Behavioral 3b	109,508	0	26	3.62	4.10



*National - Helder NH*



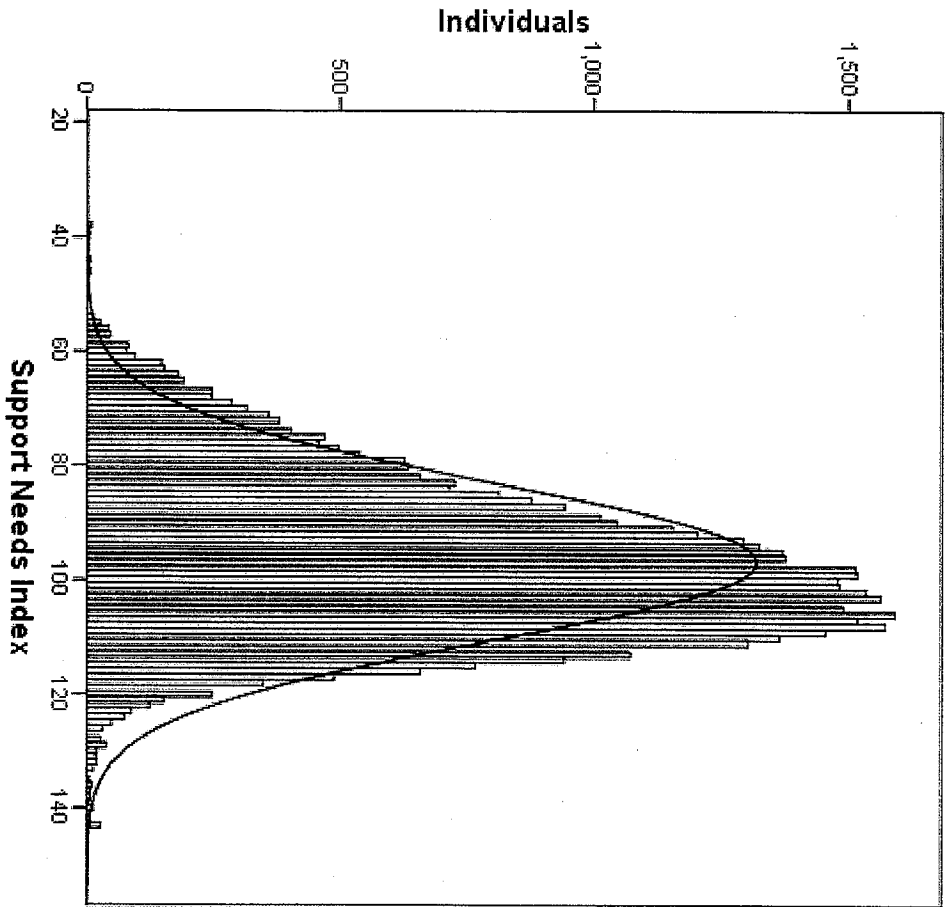
American Association on Intellectual and Developmental Disabilities

Support Needs Index

Human Services Research Institute

# "Buying the Bell Shaped Curve"

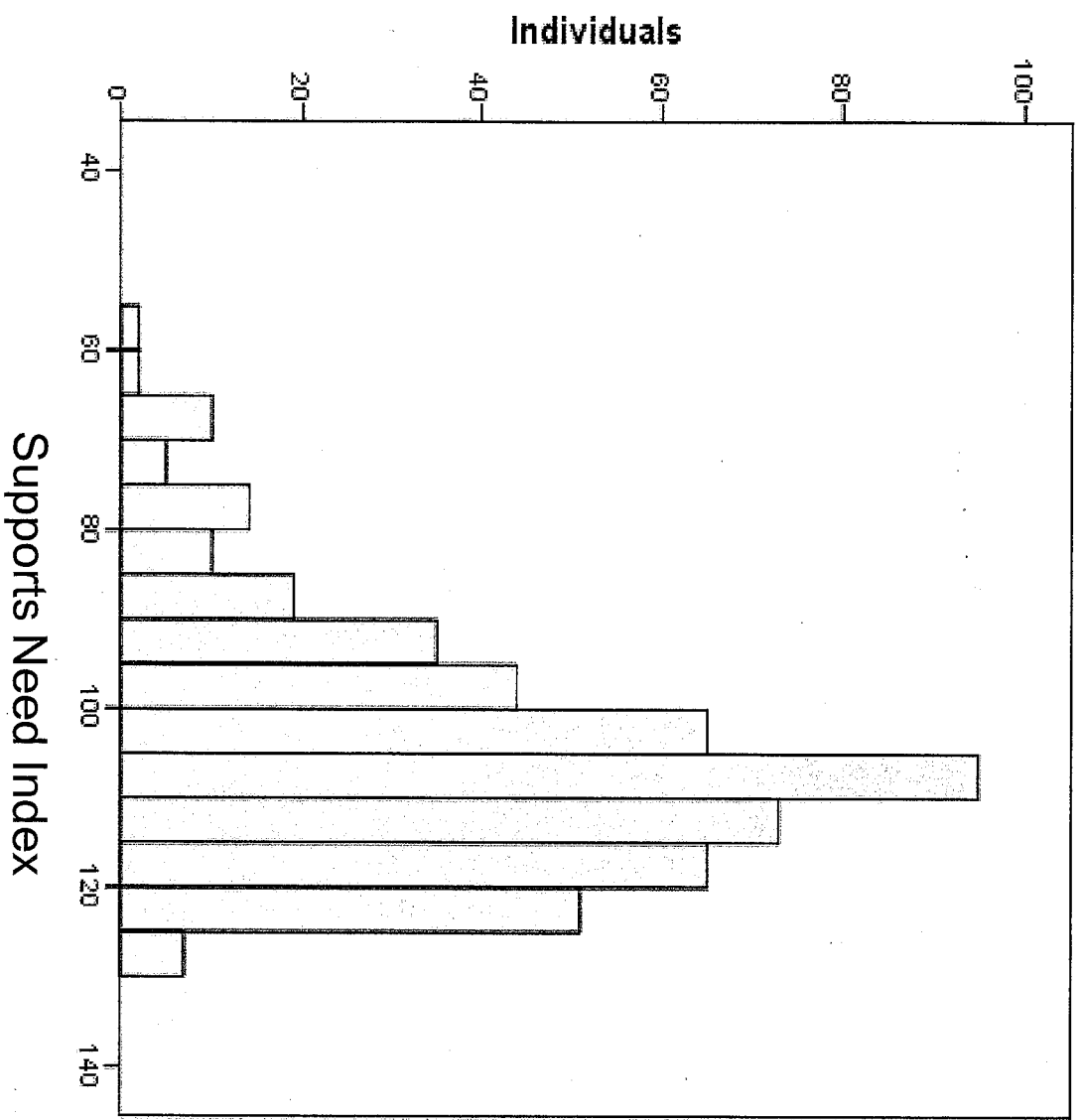
Comprehensive and Support Waivers 2011



Mean = 96.71  
 Std. Dev. = 13.819  
 N = 45,714

CSRP needs  
 10,000  
 Support Waivers  
 13,000  
 10,000

# SIS results for the New Mexico comprehensive waiver



*Question on status - no SIDs.*

# New Mexico SIS results for Sample Population Compared to SIS Norm Group

	NEW MEXICO Sample					SIS Norm
	People	Minimum	Maximum	Average	Standard Deviation	Average Scores
SIS Support Needs Index (SNI)	497	56	129	104.48	13.32	100.00
ABE Sum Standard Score	497	9	44	30.81	6.73	30.00
Total Medical Needs	497	0	26	2.98	3.51	3.23
Total Behavioral Needs	497	0	22	4.46	4.53	4.99

*higher than norm SIS population*

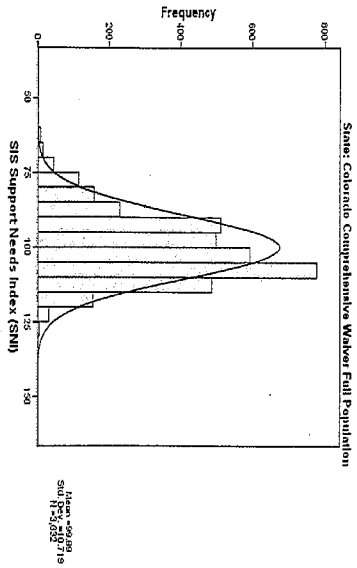
### SIS State HCBS Waiver Comparisons

State	People	Total Support Needs Index	Sum ABE	Medical Support	Behavioral Support
		(Range 38-143)	(Range 8-55)	(Range 0-32)	(Range 0-26)
SIS Norms	1,306	100.00	30.00	3.23	4.99
New Mexico Simple Pilot Sample	497	104.48	30.81	2.98	4.46
Oregon <i>no LEIPW's or SAC's</i>	400	101.00	29.95	3.27	4.98
Virginia	2,845	100.58	29.88	1.95	3.83
Rhode Island	465	98.70	28.70	2.84	5.50
Utah	3,503	99.95	29.34	2.12	4.15
Colorado <i>Original Sample Waiver</i>	6,849	97.49	27.91	2.99	5.55
Georgia	11,149	96.62	27.81	1.54	2.81

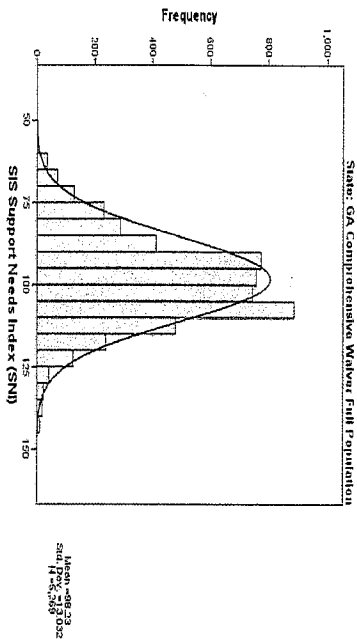
*all approved, but Pilots*

# Comprehensive HCBS Waiver SIS Results – Similar Shapes

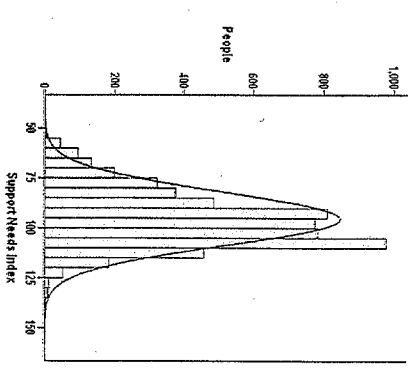
Colorado



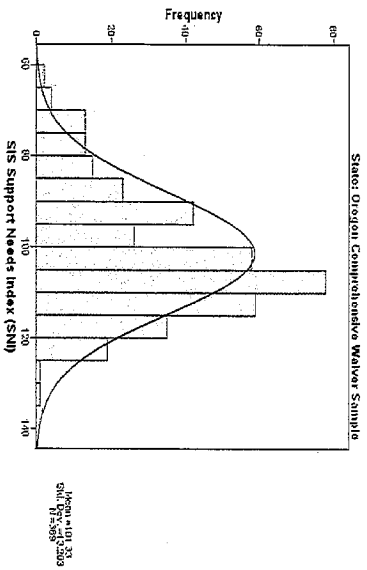
Georgia



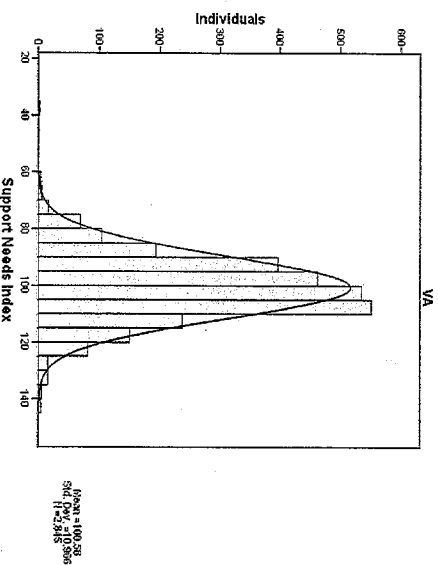
Missouri



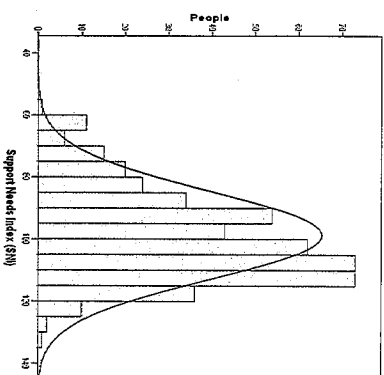
Oregon



Virginia



Rhode Island



# Example of a Level Based Resource Allocation Model Using the SIS


	<b>SIS Sum Scales ABE</b>	<b>Section 3a Medical Support Score</b>	<b>Section 3b Behavior Support Score</b>
<b>Level 1</b>	Mild Supports Needs (25th percentile or less)		Low Behavioral Support Needs
<b>Level 2</b>	Moderate Supports Needs (26th to 50th percentile or less)		Low Behavioral Support Needs
<b>Level 3</b>	Mild to Moderate Support Needs (0 to 50th percentile)		Moderate Behavioral Support Needs
<b>Level 4</b>	High Support Needs (51st to 75th percentile or less)		Moderate to High Behavioral Support Needs
<b>Level 5</b>	Severe Support Needs (76th percentile or greater)		High Behavior Support Needs
<b>Level 6</b>		Extraordinary Medical Needs	
<b>Level 7</b>			Extraordinary Behavioral Needs

*ESR-7*  
*dangerous to*  
*self or others*  
*↑*  
*public safety risk*

## Next Steps

New Mexico on fast track to using the SIS to improve its comprehensive funding, moving forward:

- additional SIS data will be collected in an expanded pilot
- full population SIS data will be collected on all DDWV service recipients
- the rate study will be finalized and rates will be proposed to DDSD



# Questions?

What did they say?

